

Sugar Creek **COMMUNITY REPORT CARD 2017**

INSIDE:


Demographic Breakdown
Community Identified Concerns
Access and Satisfaction



SUGAR CREEK

DEMOGRAPHICS

POPULATION: 3,339

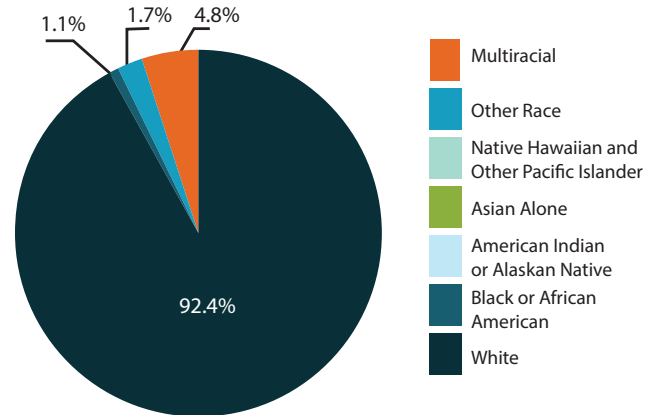


47%
(1,563)

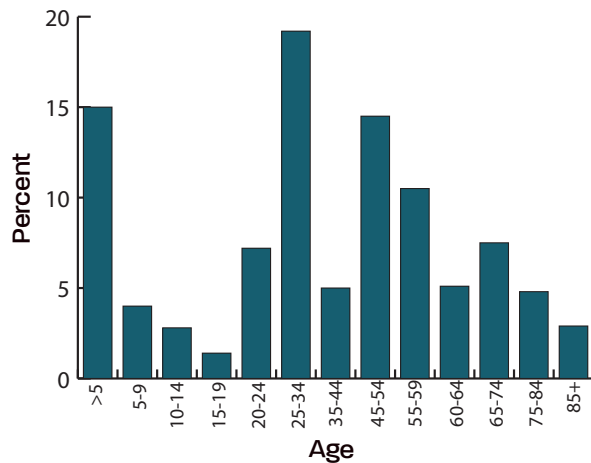
48%
(1,776)

*Each figure represents 500 residents

RACIAL DIVERSITY

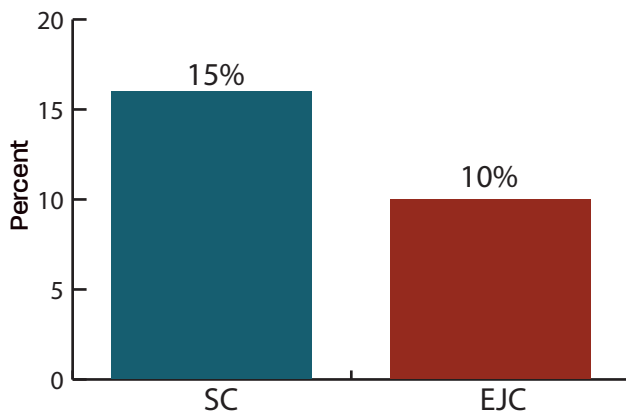


PERCENT OF RESIDENTS BY AGE

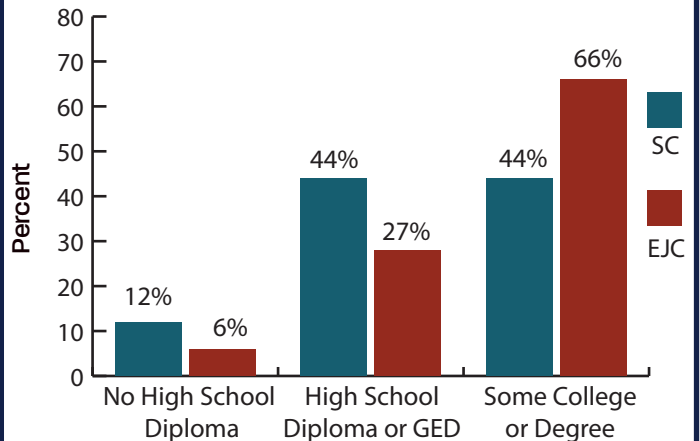


According to the 2011-2015 population estimates, the city of Sugar Creek had 3,339 residents. Of these, **47%** were female and **53%** were male. **92%** identified as White and **6%** identified as Hispanic. In addition, **44%** attended college and **15%** had an income that was below the poverty level.

PERCENT OF RESIDENTS IN POVERTY



HIGHEST ADULT EDUCATIONAL ATTAINMENT



SUGAR CREEK

COMMUNITY IDENTIFIED CONCERNS

TOP HEALTH CONCERNS:

1.



39% of Sugar Creek residents identified **Alcohol/Drug Use** as a Top 3 Health Concern.

2.



27% of Sugar Creek residents identified **Tobacco Use** as a Top 3 Health Concern.

3.



23% of Sugar Creek residents identified **Distracted Driving AND Violence** as a Top 3 Health Concern.

TOP FACTORS FOR A HEALTHY COMMUNITY:

1.



48% of Sugar Creek residents identified **Safe Neighborhoods** as a Top 3 Healthy Community factor.

2.



36% of Sugar Creek residents identified **Good Schools** as a Top 3 Healthy Community factor.

3.



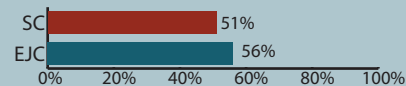
32% of Sugar Creek residents identified **Good Jobs and a Healthy Economy** as a Top 3 Healthy Community factor.

POLICY PERSPECTIVES:



FLUORIDE:

51% of Sugar Creek residents say that safe amounts of fluoride should be added to the drinking water.



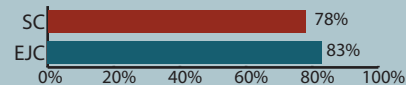
POLICY IN PLACE?

☐ YES ☒ NO



TOBACCO 21:

78% of Sugar Creek residents say the minimum age of purchase and sale of tobacco products should be 21.

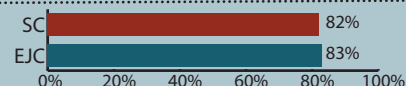


☐ YES ☒ NO



CLEAN INDOOR AIR:

82% of Sugar Creek residents say tobacco products should not be allowed to be used inside all public places.

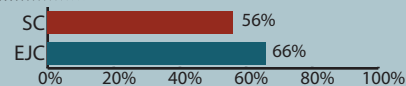


☐ YES ☒ NO



ELECTRONIC CIGARETTES:

56% of Sugar Creek residents say electronic cigarette use should not be allowed inside all public places.

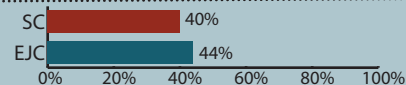


☐ YES ☒ NO



TOBACCO AND ALCOHOL RETAILERS:

40% of Sugar Creek residents say the city should limit the number of tobacco and alcohol retailers.



☐ YES ☒ NO



FOOD INSPECTION SCORES:

77% of Sugar Creek residents say restaurants should be ranked or graded based on their food inspection score.

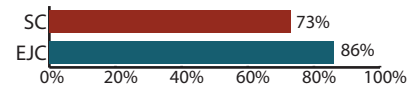


☐ YES ☒ NO

ACCESS & SATISFACTION

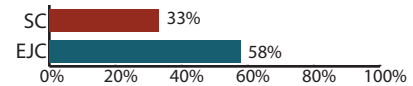
QUALITY OF LIFE:

73% of Sugar Creek residents are satisfied with their quality of life in Sugar Creek.



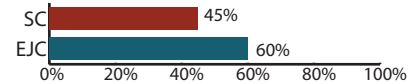
HEALTH AND SOCIAL SERVICES:

33% of Sugar Creek residents are satisfied with the number of health and social services in Sugar Creek.



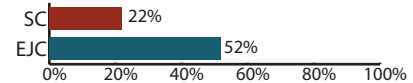
SENIOR SERVICES:

45% of Sugar Creek residents say Sugar Creek is a good place to age.



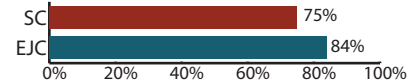
JOB AVAILABILITY:

22% of Sugar Creek residents say there are jobs available in Sugar Creek.



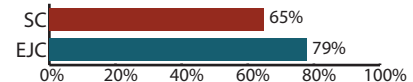
SAFE NEIGHBORHOODS:

75% of Sugar Creek residents say Sugar Creek is a safe place to live and raise children.



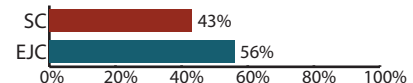
HOUSING OPPORTUNITIES:

65% of Sugar Creek residents say there are enough housing choices in Sugar Creek.



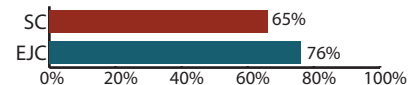
CITY SUPPORT:

43% of Sugar Creek residents say there is help or assistance in Sugar Creek in times of stress.



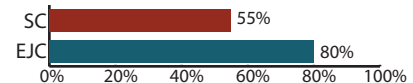
PRIDE AND RESPONSIBILITY:

65% of Sugar Creek residents say people in Sugar Creek have a sense of pride and shared responsibility.



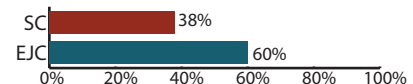
ACCESS TO HEALTHY FOODS:

55% of Sugar Creek residents are satisfied with places to buy fresh fruits and vegetables in Sugar Creek.



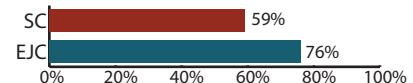
NEIGHBORHOOD SIDEWALKS:

38% of Sugar Creek residents are satisfied with the sidewalks in Sugar Creek.



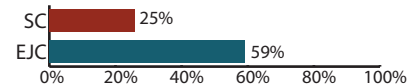
SAFE NEIGHBORHOOD TO WALK:

59% of Sugar Creek residents feel safe walking in their neighborhood.



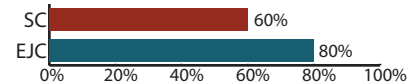
BIKE LANES, TRAILS, AND PATHS:

25% of Sugar Creek residents are satisfied with the bike trails, lanes, and paths in Sugar Creek.



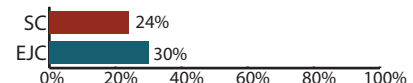
PARKS, TRAILS, AND PLAYGROUNDS:

60% of Sugar Creek residents are satisfied with the parks, trails, and playgrounds in Sugar Creek.



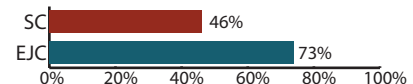
PUBLIC TRANSPORTATION:

24% of Sugar Creek residents are satisfied with the public transportation in Sugar Creek.



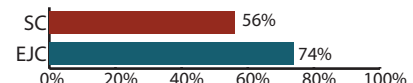
SECONDHAND SMOKE:

46% of Sugar Creek residents are satisfied with the level of protection from second-hand smoke in Sugar Creek.



DENTAL CARE:

56% of Sugar Creek residents are satisfied with the access to dental care in Sugar Creek.



HEALTH CARE:

45% of Sugar Creek residents are satisfied with the access to health care in Sugar Creek.

