



RAYTOWN COMMUNITY REPORT CARD 2017

INSIDE:


Demographic Breakdown
Community Identified Concerns
Access and Satisfaction



RAYTOWN

DEMOGRAPHICS

POPULATION: 29,486

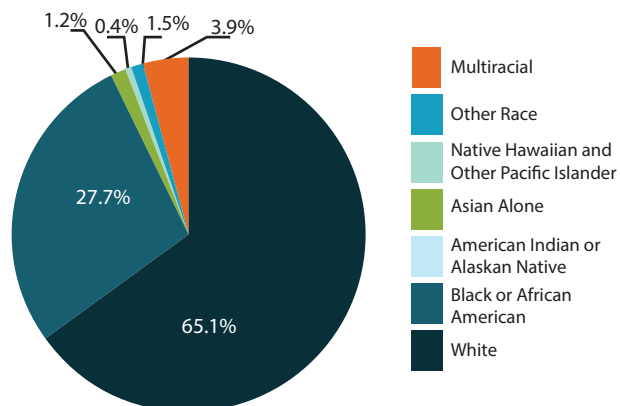


51%
(14,970)

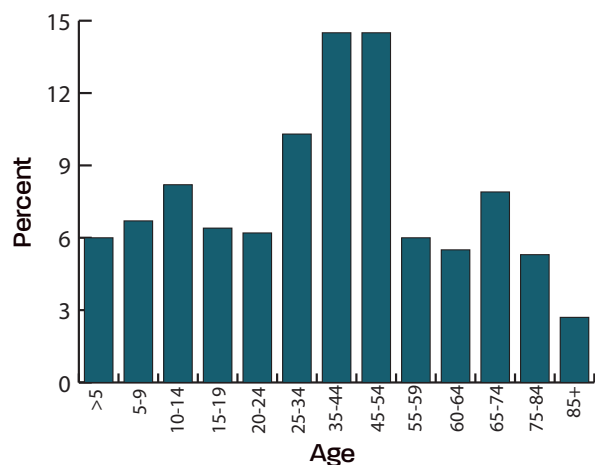
49%
(14,516)

*Each figure represents 5,000 residents

RACIAL DIVERSITY

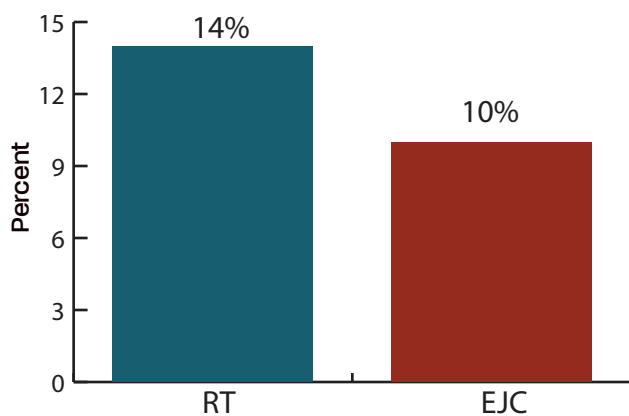


PERCENT OF RESIDENTS BY AGE

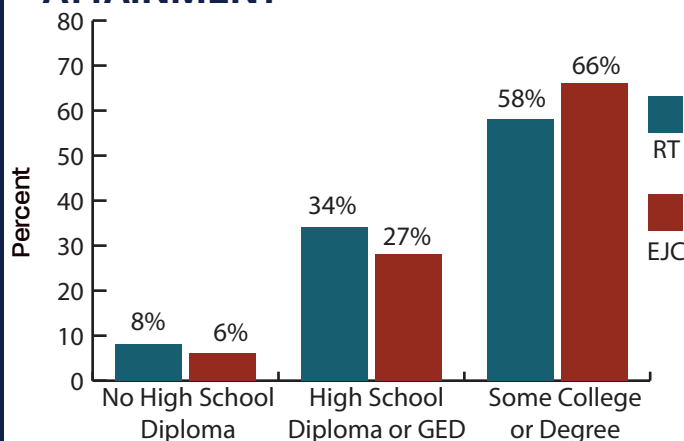


According to the 2011-2015 population estimates, the city of Raytown had 29,486 residents. Of these, **51%** were female and **49%** were male. **65%** identified as White, and **6%** identified as Hispanic. In addition, **58%** attended college and **14%** had an income that was below the poverty level.

PERCENT OF RESIDENTS IN POVERTY



HIGHEST ADULT EDUCATIONAL ATTAINMENT



RAYTOWN

COMMUNITY IDENTIFIED CONCERNS

TOP HEALTH CONCERNS:

1.



49% of Raytown residents identified **Gun Violence** as a Top 3 Health Concern.

2.



36% of Raytown residents identified **Violence/Other Crime** as a Top 3 Health Concern.

3.



31% of Raytown residents identified **Distracted Driving** as a Top 3 Health Concern.

TOP FACTORS FOR A HEALTHY COMMUNITY:

1.



50% of Raytown residents identified **Safe Neighborhoods** as a Top 3 Healthy Community factor.

2.



43% of Raytown residents identified **Good Schools** as a Top 3 Healthy Community factor.

3.



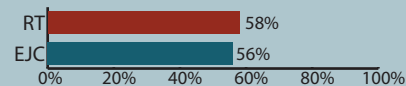
39% of Raytown residents identified **Good Jobs and a Healthy Economy** as a Top 3 Healthy Community factor.

POLICY PERSPECTIVES:



FLUORIDE:

58% of Raytown residents say that safe amounts of fluoride should be added to the drinking water.



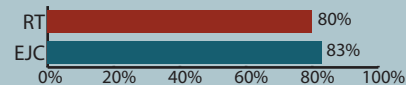
POLICY IN PLACE?

☒ YES ☐ NO



TOBACCO 21:

80% of Raytown residents say the minimum age of purchase and sale of tobacco products should be 21.

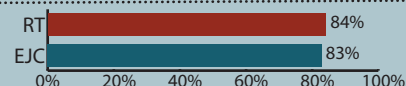


☐ YES ☒ NO

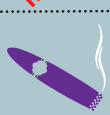


CLEAN INDOOR AIR:

84% of Raytown residents say tobacco products should not be allowed to be used inside all public places.

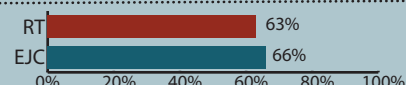


☐ YES ☒ NO



ELECTRONIC CIGARETTES:

63% of Raytown residents say electronic cigarette use should not be allowed inside all public places.

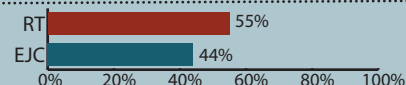


☐ YES ☒ NO



TOBACCO AND ALCOHOL RETAILERS:

55% of Raytown residents say the city should limit the number of tobacco and alcohol retailers.



☐ YES ☒ NO



FOOD INSPECTION SCORES:

85% of Raytown residents say restaurants should be ranked or graded based on their food inspection score.



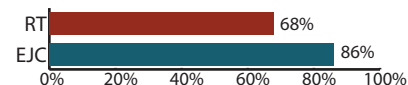
☐ YES ☒ NO

RAYTOWN

ACCESS & SATISFACTION

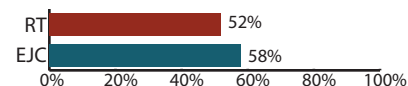
QUALITY OF LIFE:

68% of Raytown residents are satisfied with their quality of life in Raytown.



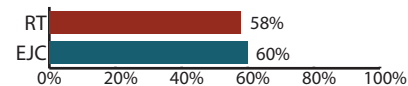
HEALTH AND SOCIAL SERVICES:

52% of Raytown residents are satisfied with the number of health and social services in Raytown.



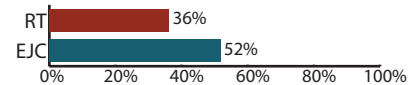
SENIOR SERVICES:

58% of Raytown residents say Raytown is a good place to age.



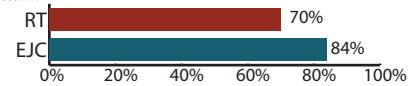
JOB AVAILABILITY:

36% of Raytown residents say there are jobs available in Raytown.



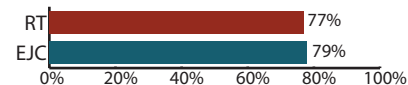
SAFE NEIGHBORHOODS:

70% of Raytown residents say Raytown is a safe place to live and raise children.



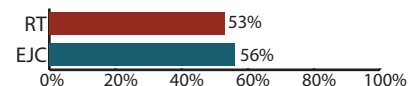
HOUSING OPPORTUNITIES:

77% of Raytown residents say there are enough housing choices in Raytown.



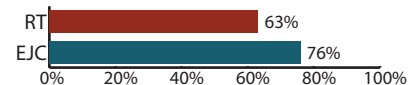
CITY SUPPORT:

53% of Raytown residents say there is help or assistance in Raytown in times of stress.



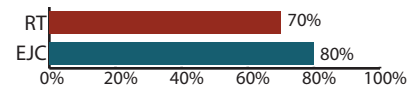
PRIDE AND RESPONSIBILITY:

63% of Raytown residents say people in Raytown have a sense of pride and shared responsibility.



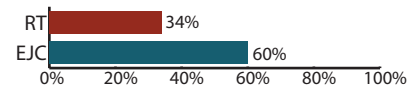
ACCESS TO HEALTHY FOODS:

70% of Raytown residents are satisfied with places to buy fresh fruits and vegetables in Raytown.



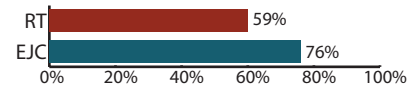
NEIGHBORHOOD SIDEWALKS:

34% of Raytown residents are satisfied with the sidewalks in Raytown.



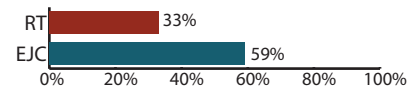
SAFE NEIGHBORHOOD TO WALK:

59% of Raytown residents feel safe walking in their neighborhood.



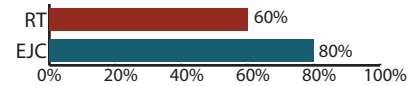
BIKE LANES, TRAILS, AND PATHS:

33% of Raytown residents are satisfied with the bike trails, lanes, and paths in Raytown.



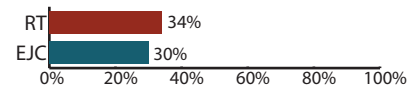
PARKS, TRAILS, AND PLAYGROUNDS:

60% of Raytown residents are satisfied with the parks, trails, and playgrounds in Raytown.



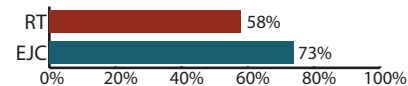
PUBLIC TRANSPORTATION:

34% of Raytown residents are satisfied with the public transportation in Raytown.



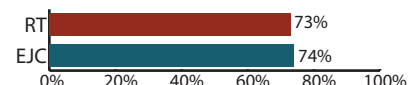
SECONDHAND SMOKE:

58% of Raytown residents are satisfied with the level of protection from second-hand smoke in Raytown.



DENTAL CARE:

73% of Raytown residents are satisfied with the access to dental care in Raytown.



HEALTH CARE:

58% of Raytown residents are satisfied with the access to health care in Raytown.

