

OAK GROVE COMMUNITY REPORT CARD 2017

INSIDE:


Demographic Breakdown
Community Identified Concerns
Access and Satisfaction



OAK GROVE

DEMOGRAPHICS

POPULATION: 7,794

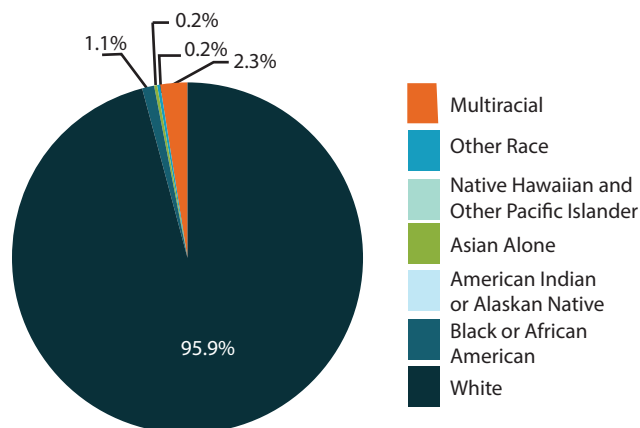


52%
(4,059)

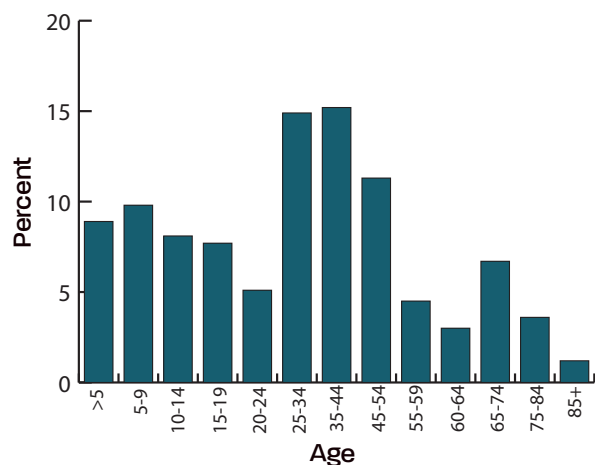
48%
(3,735)

*Each figure represents 500 residents

RACIAL DIVERSITY

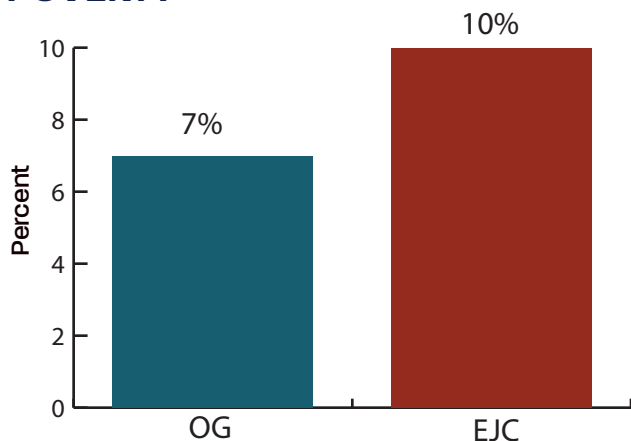


PERCENT OF RESIDENTS BY AGE

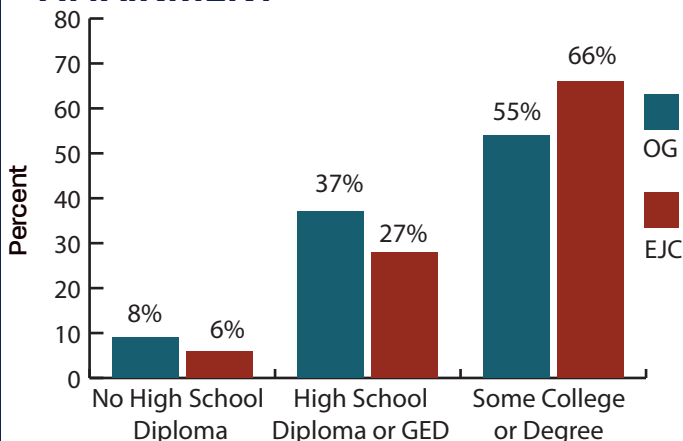


According to the 2011-2015 population estimates, the city of Oak Grove had 7,794 residents. Of these, **52%** were female and **48%** were male. **96%** identified as White and **10%** identified as Hispanic. In addition, **55%** attended college and **7%** had an income that was below the poverty level.

PERCENT OF RESIDENTS IN POVERTY



HIGHEST ADULT EDUCATIONAL ATTAINMENT



OAK GROVE

COMMUNITY IDENTIFIED CONCERNS

TOP HEALTH CONCERNS:

1.



39% of Oak Grove residents identified **Distracted Driving** as a Top 3 Health Concern.

2.



39% of Oak Grove residents identified **Overweight/Obesity** as a Top 3 Health Concern.

3.



24% of Oak Grove residents identified **Alcohol/Drug Use** as a Top 3 Health Concern.

TOP FACTORS FOR A HEALTHY COMMUNITY:

1.



43% of Oak Grove residents identified **Good Schools** as a Top 3 Healthy Community factor.

2.



33% of Oak Grove residents identified **Clean Environment** as a Top 3 Healthy Community factor.

3.



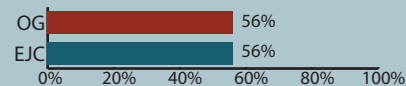
31% of Oak Grove residents identified **Safe Neighborhoods** as a Top 3 Healthy Community factor.

POLICY PERSPECTIVES:



FLUORIDE:

56% of Oak Grove residents say that safe amounts of fluoride should be added to the drinking water.



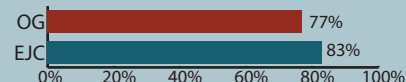
POLICY IN PLACE?

☐ YES ☒ NO



TOBACCO 21:

77% of Oak Grove residents say the minimum age of purchase and sale of tobacco products should be 21.

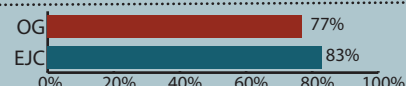


☐ YES ☒ NO



CLEAN INDOOR AIR:

77% of Oak Grove residents say tobacco products should not be allowed to be used inside all public places.

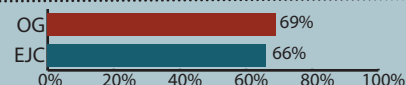


☒ YES ☐ NO



ELECTRONIC CIGARETTES:

69% of Oak Grove residents say electronic cigarette use should not be allowed inside all public places.

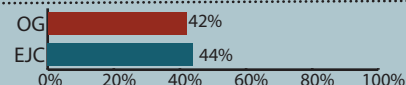


☐ YES ☒ NO



TOBACCO AND ALCOHOL RETAILERS:

42% of Oak Grove residents say the city should limit the number of tobacco and alcohol retailers.



☐ YES ☒ NO



FOOD INSPECTION SCORES:

74% of Oak Grove residents say restaurants should be ranked or graded based on their food inspection score.



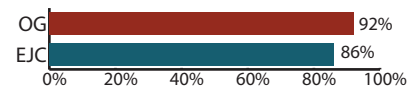
☐ YES ☒ NO

OAK GROVE

ACCESS & SATISFACTION

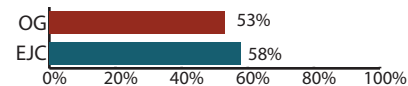
QUALITY OF LIFE:

92% of Oak Grove residents are satisfied with their quality of life in Oak Grove.



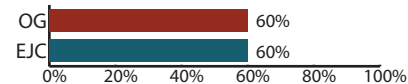
HEALTH AND SOCIAL SERVICES:

53% of Oak Grove residents are satisfied with the number of health and social services in Oak Grove.



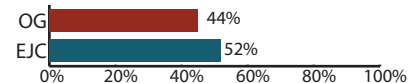
SENIOR SERVICES:

60% of Oak Grove residents say Oak Grove is a good place to age.



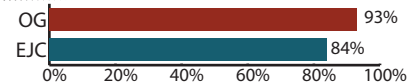
JOB AVAILABILITY:

44% of Oak Grove residents say there are jobs available in Oak Grove.



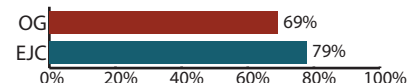
SAFE NEIGHBORHOODS:

93% of Oak Grove residents say Oak Grove is a safe place to live and raise children.



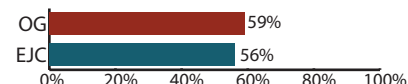
HOUSING OPPORTUNITIES:

69% of Oak Grove residents say there are enough housing choices in Oak Grove.



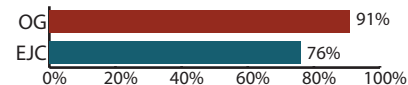
CITY SUPPORT:

59% of Oak Grove residents say there is help or assistance in Oak Grove in times of stress.



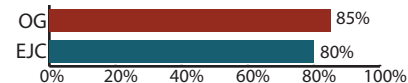
PRIDE AND RESPONSIBILITY:

91% of Oak Grove residents say people in Oak Grove have a sense of pride and shared responsibility.



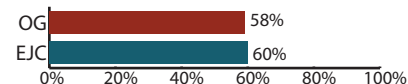
ACCESS TO HEALTHY FOODS:

85% of Oak Grove residents are satisfied with places to buy fresh fruits and vegetables in Oak Grove.



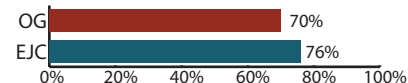
NEIGHBORHOOD SIDEWALKS:

58% of Oak Grove residents are satisfied with the sidewalks in Oak Grove.



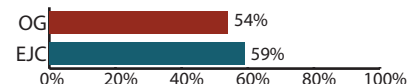
SAFE NEIGHBORHOOD TO WALK:

70% of Oak Grove residents feel safe walking in their neighborhood.



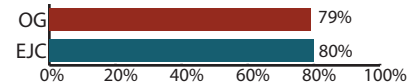
BIKE LANES, TRAILS, AND PATHS:

54% of Oak Grove residents are satisfied with the bike trails, lanes, and paths in Oak Grove.



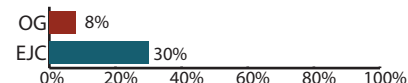
PARKS, TRAILS, AND PLAYGROUNDS:

79% of Oak Grove residents are satisfied with the parks, trails, and playgrounds in Oak Grove.



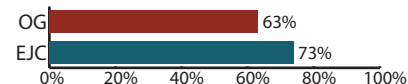
PUBLIC TRANSPORTATION:

8% of Oak Grove residents are satisfied with the public transportation in Oak Grove.



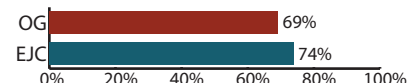
SECONDHAND SMOKE:

63% of Oak Grove residents are satisfied with the level of protection from second-hand smoke in Oak Grove.



DENTAL CARE:

69% of Oak Grove residents are satisfied with the access to dental care in Oak Grove.



HEALTH CARE:

60% of Oak Grove residents are satisfied with the access to health care in Oak Grove.

