



# LEE'S SUMMIT COMMUNITY REPORT CARD 2017

## INSIDE:


Demographic Breakdown  
Community Identified Concerns  
Access and Satisfaction



# LEE'S SUMMIT

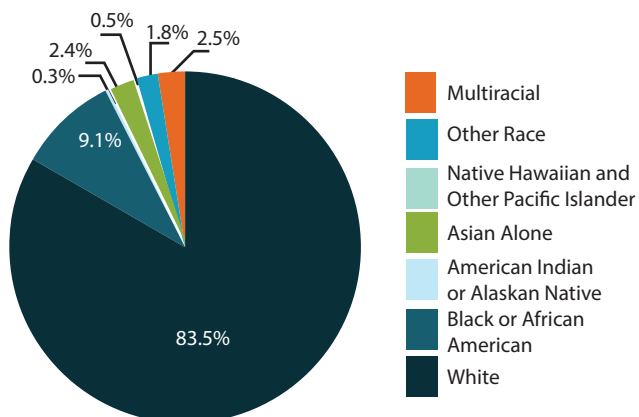
## DEMOGRAPHICS

### POPULATION: 91,344

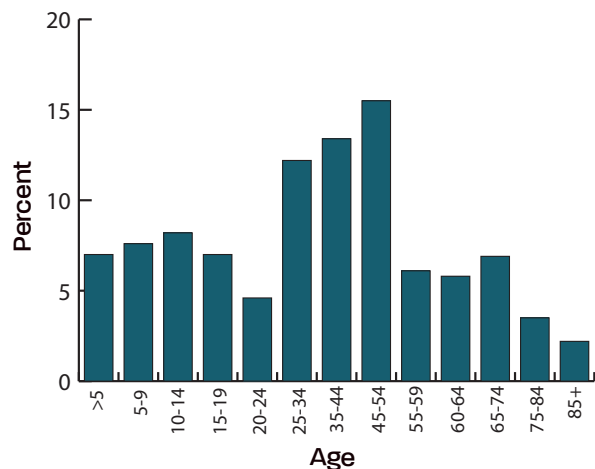


\*Each figure represents 5,000 residents

### RACIAL DIVERSITY

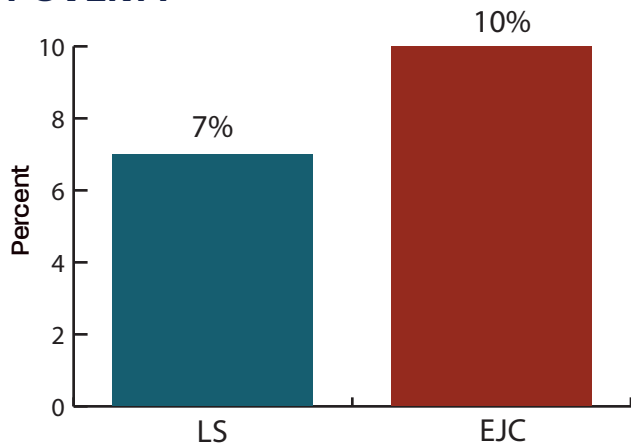


### PERCENT OF RESIDENTS BY AGE

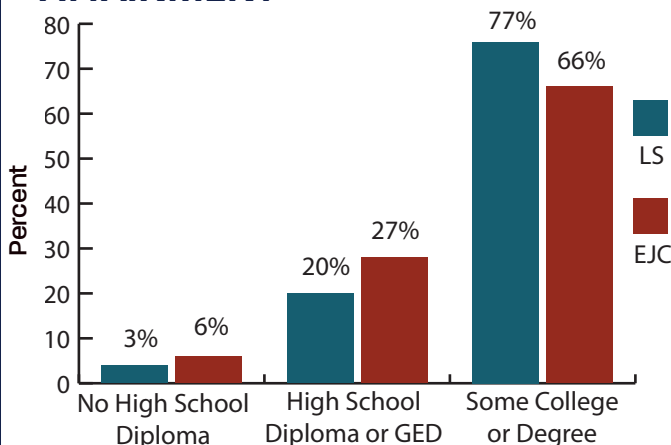


According to the 2011-2015 population estimates, the city of Lee's Summit had 91,344 residents. Of these, **52%** were female and **48%** were male. **84%** identified as White, and **5%** identified as Hispanic. In addition, **77%** attended college and **7%** had an income that was below the poverty level.

### PERCENT OF RESIDENTS IN POVERTY



### HIGHEST ADULT EDUCATIONAL ATTAINMENT



# LEE'S SUMMIT

## COMMUNITY IDENTIFIED CONCERNS

### TOP HEALTH CONCERNS:

1.



62% of Lee's Summit residents identified **Distracted Driving** as a Top 3 Health Concern.

2.



43% of Lee's Summit residents identified **Overweight/Obesity** as a Top 3 Health Concern.

3.



36% of Lee's Summit residents identified **Alcohol/Drug Use** as a Top 3 Health Concern.

### TOP FACTORS FOR A HEALTHY COMMUNITY:

1.



50% of Lee's Summit residents identified **Safe Neighborhoods** as a Top 3 Healthy Community factor.

2.



47% of Lee's Summit residents identified **Good Schools** as a Top 3 Healthy Community factor.

3.



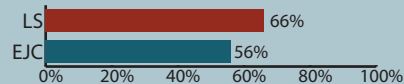
32% of Lee's Summit residents identified **Good Jobs and Healthy Economy** as a Top 3 Healthy Community factor.

### POLICY PERSPECTIVES:



#### FLUORIDE:

66% of Lee's Summit residents say that safe amounts of fluoride should be added to the drinking water.



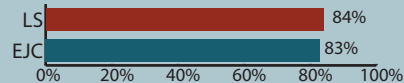
#### POLICY IN PLACE?

☐ YES ☒ NO



#### TOBACCO 21:

84% of Lee's Summit residents say the minimum age of purchase and sale of tobacco products should be 21.

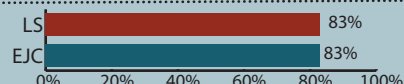


☒ YES ☐ NO



#### CLEAN INDOOR AIR:

83% of Lee's Summit residents say tobacco products should not be allowed to be used inside all public places.

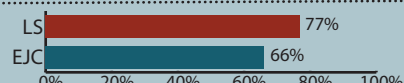


☒ YES ☐ NO



#### ELECTRONIC CIGARETTES:

77% of Lee's Summit residents say electronic cigarette use should not be allowed inside all public places.

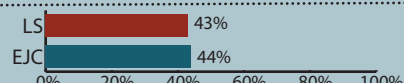


☐ YES ☒ NO



#### TOBACCO AND ALCOHOL RETAILERS:

43% of Lee's Summit residents say the city should limit the number of tobacco and alcohol retailers.



☐ YES ☒ NO



#### FOOD INSPECTION SCORES:

77% of Lee's Summit residents say restaurants should be ranked or graded based on their food inspection score.

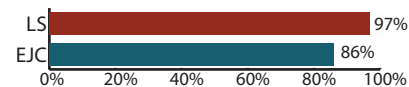


☐ YES ☒ NO

# ACCESS & SATISFACTION

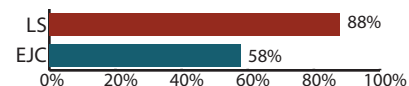
## QUALITY OF LIFE:

**97%** of Lee's Summit residents are satisfied with their quality of life in Lee's Summit.



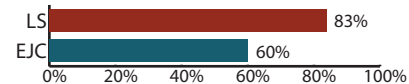
## HEALTH AND SOCIAL SERVICES:

**88%** of Lee's Summit residents are satisfied with the number of health and social services in Lee's Summit.



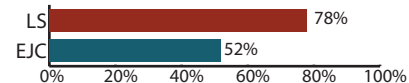
## SENIOR SERVICES:

**83%** of Lee's Summit residents say Lee's Summit is a good place to age.



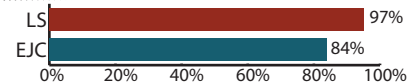
## JOB AVAILABILITY:

**78%** of Lee's Summit residents say there are jobs available in Lee's Summit.



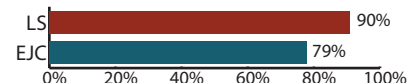
## SAFE NEIGHBORHOODS:

**97%** of Lee's Summit residents say Lee's Summit is a safe place to live and raise children.



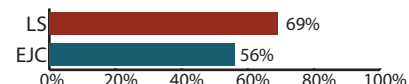
## HOUSING OPPORTUNITIES:

**90%** of Lee's Summit residents say there are enough housing choices in Lee's Summit.



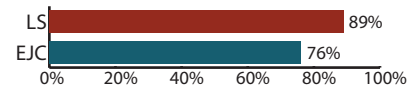
## CITY SUPPORT:

**69%** of Lee's Summit residents say there is help or assistance in Lee's Summit in times of stress.



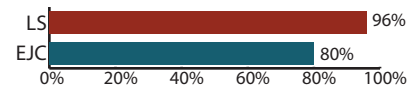
## PRIDE AND RESPONSIBILITY:

**89%** of Lee's Summit residents say people in Lee's Summit have a sense of pride and shared responsibility.



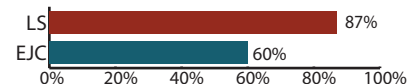
## ACCESS TO HEALTHY FOODS:

**96%** of Lee's Summit residents are satisfied with places to buy fresh fruits and vegetables in Lee's Summit.



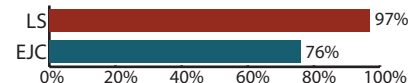
## NEIGHBORHOOD SIDEWALKS:

**87%** of Lee's Summit residents are satisfied with the sidewalks in Lee's Summit.



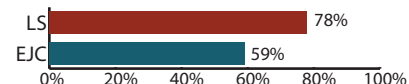
## SAFE NEIGHBORHOOD TO WALK:

**97%** of Lee's Summit residents feel safe walking in their neighborhood.



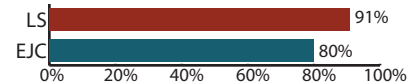
## BIKE LANES, TRAILS, AND PATHS:

**78%** of Lee's Summit residents are satisfied with the bike trails, lanes, and paths in Lee's Summit.



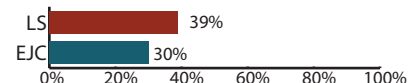
## PARKS, TRAILS, AND PLAYGROUNDS:

**91%** of Lee's Summit residents are satisfied with the parks, trails, and playgrounds in Lee's Summit.



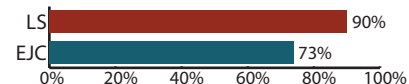
## PUBLIC TRANSPORTATION:

**39%** of Lee's Summit residents are satisfied with the public transportation in Lee's Summit.



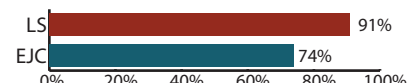
## SECONDHAND SMOKE:

**90%** of Lee's Summit residents are satisfied with the level of protection from second-hand smoke in Lee's Summit.



## DENTAL CARE:

**91%** of Lee's Summit residents are satisfied with the access to dental care in Lee's Summit.



## HEALTH CARE:

**94%** of Lee's Summit residents are satisfied with the access to health care in Lee's Summit.

