

# **GREENWOOD COMMUNITY REPORT CARD 2017**

## **INSIDE:**


Demographic Breakdown  
Community Identified Concerns  
Access and Satisfaction



# GREENWOOD

## DEMOGRAPHICS

### POPULATION: 5,400

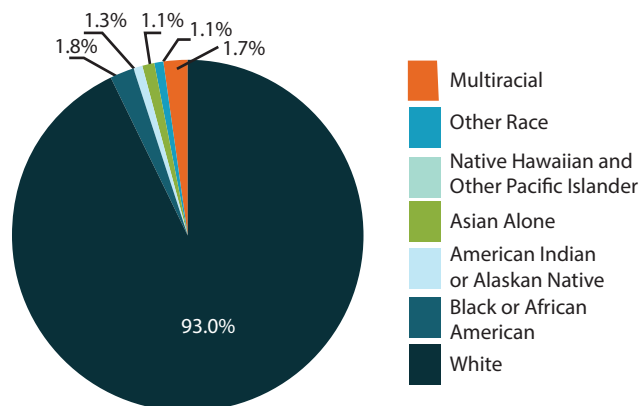


**52%**  
(2,808)

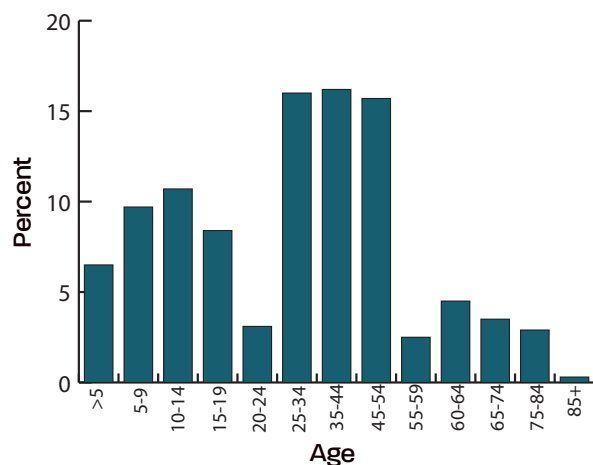
**48%**  
(2,502)

\*Each figure represents 500 residents

### RACIAL DIVERSITY

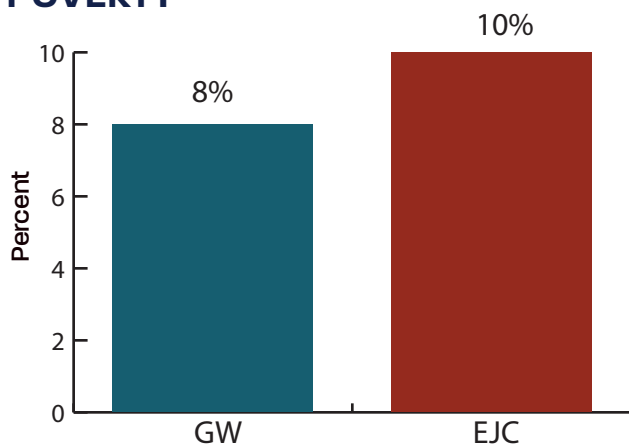


### PERCENT OF RESIDENTS BY AGE

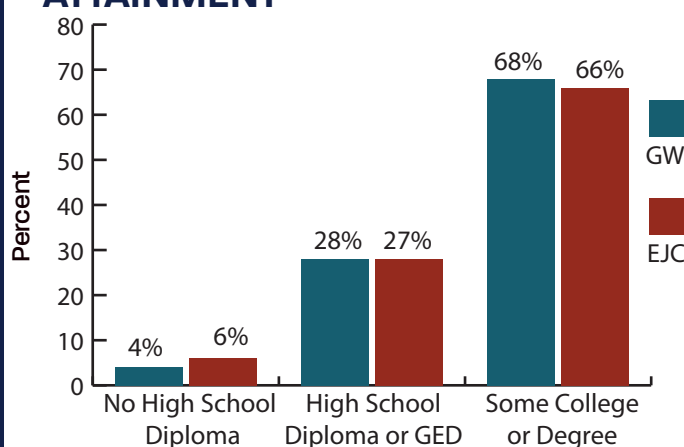


According to the 2011-2015 population estimates, the city of Greenwood had 5,400 residents. Of these, **52%** were female and **48%** were male. **93%** identified as White and **4%** identified as Hispanic. In addition, **68%** attended college and **8%** had an income that was below the poverty level.

### PERCENT OF RESIDENTS IN POVERTY



### HIGHEST ADULT EDUCATIONAL ATTAINMENT





# GREENWOOD

## COMMUNITY IDENTIFIED CONCERNS

### TOP HEALTH CONCERNS:

1.



67% of Greenwood residents identified **Distracted Driving** as a Top 3 Health Concern.

2.



36% of Greenwood residents identified **Overweight/Obesity** as a Top 3 Health Concern.

3.



24% of Greenwood residents identified **Alcohol/Drug Use** as a Top 3 Health Concern.

### TOP FACTORS FOR A HEALTHY COMMUNITY:

1.



47% of Greenwood residents identified **Safe Neighborhoods** as a Top 3 Healthy Community factor.

2.



46% of Greenwood residents identified **Good Schools** as a Top 3 Healthy Community factor.

3.



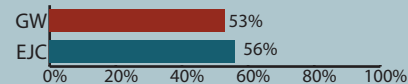
28% of Greenwood residents identified **Good Place to Raise Children** as a Top 3 Healthy Community factor.

### POLICY PERSPECTIVES:



#### FLUORIDE:

53% of Greenwood residents say that safe amounts of fluoride should be added to the drinking water.



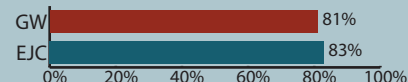
#### POLICY IN PLACE?

☐ YES ☒ NO



#### TOBACCO 21:

81% of Greenwood residents say the minimum age of purchase and sale of tobacco products should be 21.

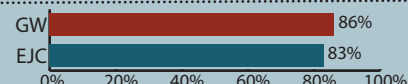


☐ YES ☒ NO



#### CLEAN INDOOR AIR:

86% of Greenwood residents say tobacco products should not be allowed to be used inside all public places.

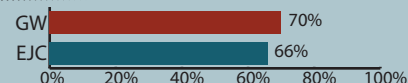


☒ YES ☐ NO



#### ELECTRONIC CIGARETTES:

70% of Greenwood residents say electronic cigarette use should not be allowed inside all public places.

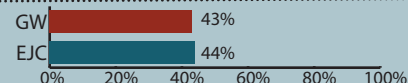


☐ YES ☒ NO



#### TOBACCO AND ALCOHOL RETAILERS:

43% of Greenwood residents say the city should limit the number of tobacco and alcohol retailers.



☐ YES ☒ NO



#### FOOD INSPECTION SCORES:

89% of Greenwood residents say restaurants should be ranked or graded based on their food inspection score.



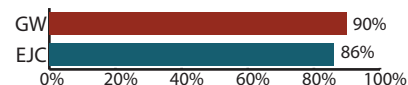
☐ YES ☒ NO

# GREENWOOD

## ACCESS & SATISFACTION

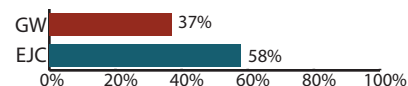
### QUALITY OF LIFE:

**90%** of Greenwood residents are satisfied with their quality of life in Greenwood.



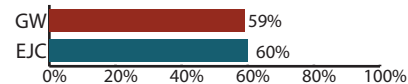
### HEALTH AND SOCIAL SERVICES:

**37%** of Greenwood residents are satisfied with the number of health and social services in Greenwood.



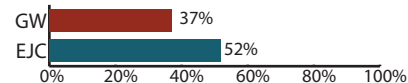
### SENIOR SERVICES:

**59%** of Greenwood residents say Greenwood is a good place to age.



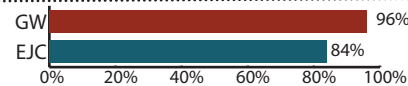
### JOB AVAILABILITY:

**37%** of Greenwood residents say there are jobs available in Greenwood.



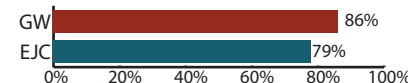
### SAFE NEIGHBORHOODS:

**96%** of Greenwood residents say Greenwood is a safe place to live and raise children.



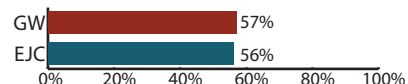
### HOUSING OPPORTUNITIES:

**86%** of Greenwood residents say there are enough housing choices in Greenwood.



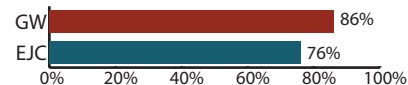
### CITY SUPPORT:

**57%** of Greenwood residents say there is help or assistance in Greenwood in times of stress.



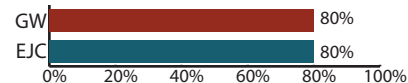
### PRIDE AND RESPONSIBILITY:

**86%** of Greenwood residents say people in Greenwood have a sense of pride and shared responsibility.



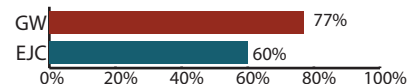
### ACCESS TO HEALTHY FOODS:

**80%** of Greenwood residents are satisfied with places to buy fresh fruits and vegetables in Greenwood.



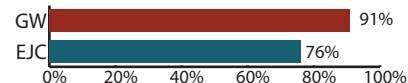
### NEIGHBORHOOD SIDEWALKS:

**77%** of Greenwood residents are satisfied with the sidewalks in Greenwood.



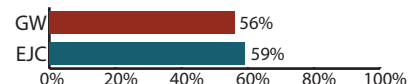
### SAFE NEIGHBORHOOD TO WALK:

**91%** of Greenwood residents feel safe walking in their neighborhood.



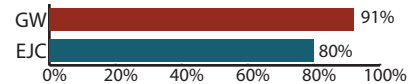
### BIKE LANES, TRAILS, AND PATHS:

**56%** of Greenwood residents are satisfied with the bike trails, lanes, and paths in Greenwood.



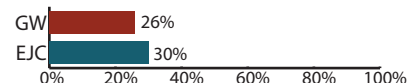
### PARKS, TRAILS, AND PLAYGROUNDS:

**91%** of Greenwood residents are satisfied with the parks, trails, and playgrounds in Greenwood.



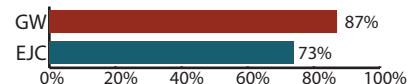
### PUBLIC TRANSPORTATION:

**26%** of Greenwood residents are satisfied with the public transportation in Greenwood.



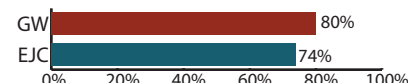
### SECONDHAND SMOKE:

**87%** of Greenwood residents are satisfied with the level of protection from second-hand smoke in Greenwood.



### DENTAL CARE:

**80%** of Greenwood residents are satisfied with the access to dental care in Greenwood.



### HEALTH CARE:

**80%** of Greenwood residents are satisfied with the access to health care in Greenwood.

