

# GRANDVIEW COMMUNITY REPORT CARD 2017

## INSIDE:


Demographic Breakdown  
Community Identified Concerns  
Access and Satisfaction



# GRANDVIEW

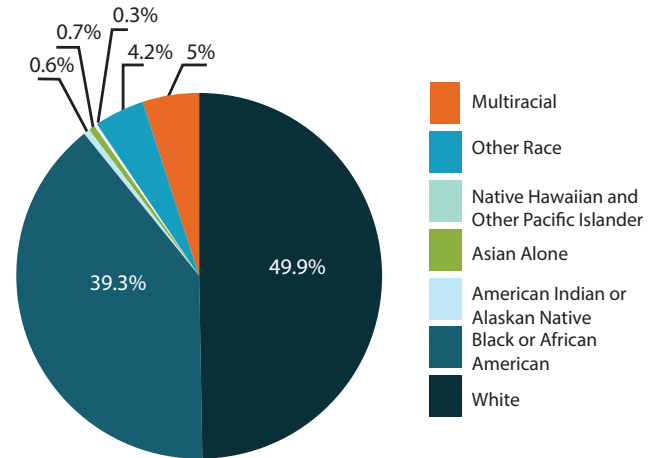
## DEMOGRAPHICS

### POPULATION: 24,997

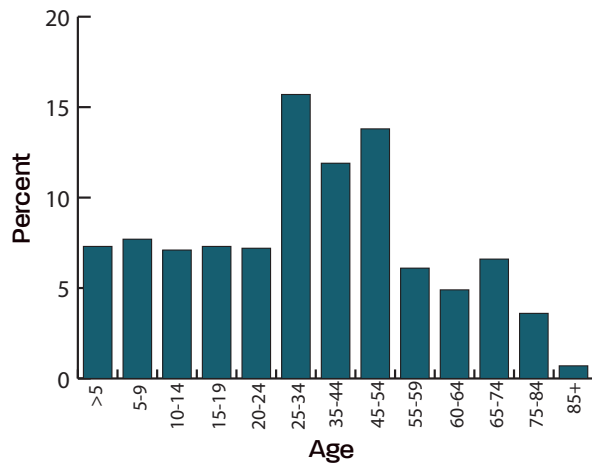


\*Each figure represents 2,000 residents

### RACIAL DIVERSITY

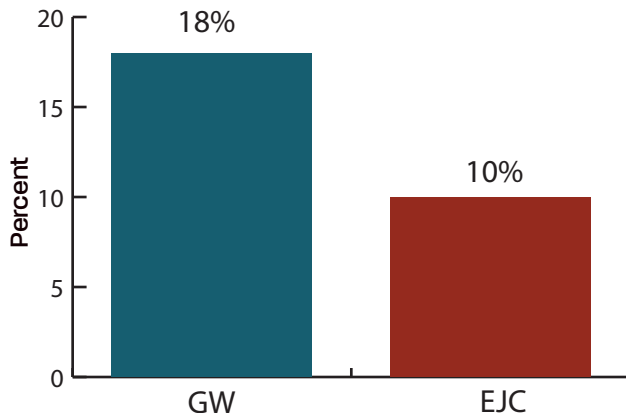


### PERCENT OF RESIDENTS BY AGE

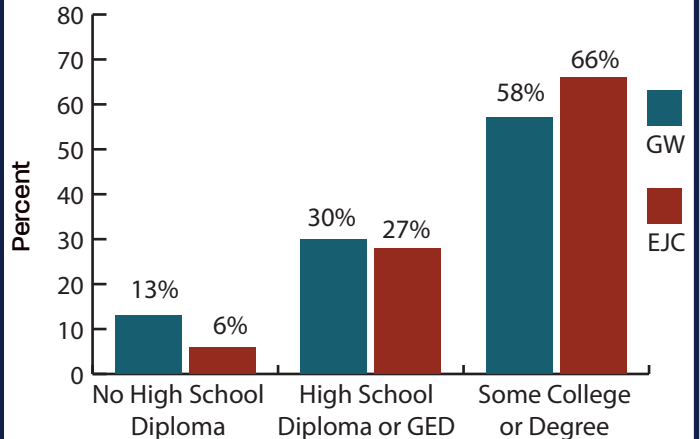


According to the 2011-2015 population estimates, the city of Grandview had 24,997 residents. Of these, **51%** were female and **49%** were male. **50%** identified as White, and **10%** identified as Hispanic. In addition, **58%** attended college and **18%** had an income that was below the poverty level.

### PERCENT OF RESIDENTS IN POVERTY



### HIGHEST ADULT EDUCATIONAL ATTAINMENT



# COMMUNITY IDENTIFIED CONCERNS

## TOP HEALTH CONCERNS:

1.



**43%** of Grandview residents identified **Violence/Other Crime** as a Top 3 Health Concern.

2.



**42%** of Grandview residents identified **Gun Violence** as a Top 3 Health Concern.

3.



**38%** of Grandview residents identified **Overweight/Obesity** as a Top 3 Health Concern.

## TOP FACTORS FOR A HEALTHY COMMUNITY:

1.



**44%** of Grandview residents identified **Safe Neighborhoods** as a Top 3 Healthy Community factor.

2.



**35%** of Grandview residents identified **Good Jobs and Healthy Economy** as a Top 3 Healthy Community factor.

3.



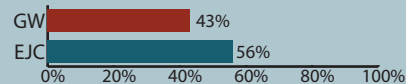
**31%** of Grandview residents identified **Good Schools** as a Top 3 Healthy Community factor.

## POLICY PERSPECTIVES:



### FLUORIDE:

**43%** of Grandview residents say that safe amounts of fluoride should be added to the drinking water.

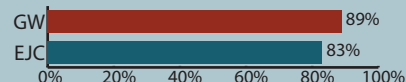


### POLICY IN PLACE?



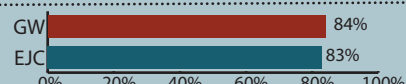
### TOBACCO 21:

**89%** of Grandview residents say the minimum age of purchase and sale of tobacco products should be 21.



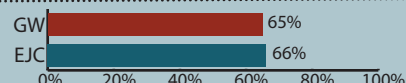
### CLEAN INDOOR AIR:

**84%** of Grandview residents say tobacco products should not be allowed to be used inside all public places.



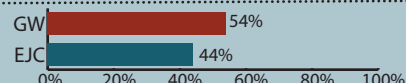
### ELECTRONIC CIGARETTES:

**65%** of Grandview residents say electronic cigarette use should not be allowed inside all public places.



### TOBACCO AND ALCOHOL RETAILERS:

**54%** of Grandview residents say the city should limit the number of tobacco and alcohol retailers.



### FOOD INSPECTION SCORES:

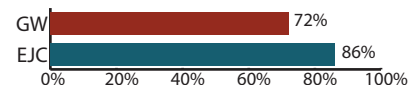
**84%** of Grandview residents say restaurants should be ranked or graded based on their food inspection score.



# ACCESS & SATISFACTION

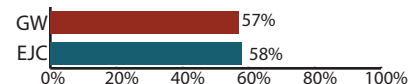
## QUALITY OF LIFE:

**72%** of Grandview residents are satisfied with their quality of life in Grandview.



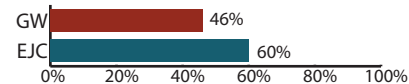
## HEALTH AND SOCIAL SERVICES:

**57%** of Grandview residents are satisfied with the number of health and social services in Grandview.



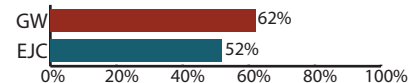
## SENIOR SERVICES:

**46%** of Grandview residents say Grandview is a good place to age.



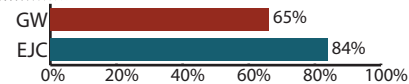
## JOB AVAILABILITY:

**62%** of Grandview residents say there are jobs available in Grandview.



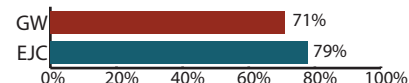
## SAFE NEIGHBORHOODS:

**65%** of Grandview residents say Grandview is a safe place to live and raise children.



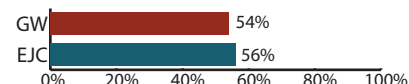
## HOUSING OPPORTUNITIES:

**71%** of Grandview residents say there are enough housing choices in Grandview.



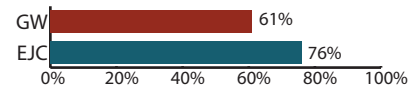
## CITY SUPPORT:

**54%** of Grandview residents say there is help or assistance in Grandview in times of stress.



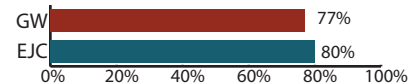
## PRIDE AND RESPONSIBILITY:

**61%** of Grandview residents say people in Grandview have a sense of pride and shared responsibility.



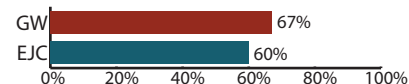
## ACCESS TO HEALTHY FOODS:

**77%** of Grandview residents are satisfied with places to buy fresh fruits and vegetables in Grandview.



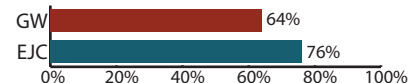
## NEIGHBORHOOD SIDEWALKS:

**67%** of Grandview residents are satisfied with the sidewalks in Grandview.



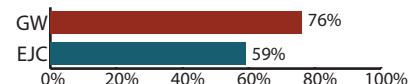
## SAFE NEIGHBORHOOD TO WALK:

**64%** of Grandview residents feel safe walking in their neighborhood.



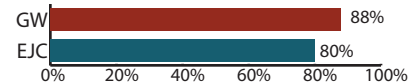
## BIKE LANES, TRAILS, AND PATHS:

**76%** of Grandview residents are satisfied with the bike trails, lanes, and paths in Grandview.



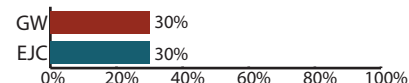
## PARKS, TRAILS, AND PLAYGROUNDS:

**88%** of Grandview residents are satisfied with the parks, trails, and playgrounds in Grandview.



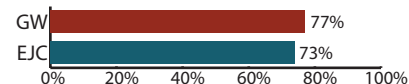
## PUBLIC TRANSPORTATION:

**30%** of Grandview residents are satisfied with the public transportation in Grandview.



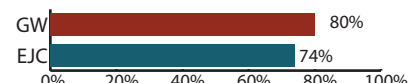
## SECONDHAND SMOKE:

**77%** of Grandview residents are satisfied with the level of protection from second-hand smoke in Grandview.



## DENTAL CARE:

**80%** of Grandview residents are satisfied with the access to dental care in Grandview.



## HEALTH CARE:

**65%** of Grandview residents are satisfied with the access to health care in Grandview.

