

BUCKNER COMMUNITY REPORT CARD 2017

INSIDE:


Demographic Breakdown
Community Identified Concerns
Access and Satisfaction



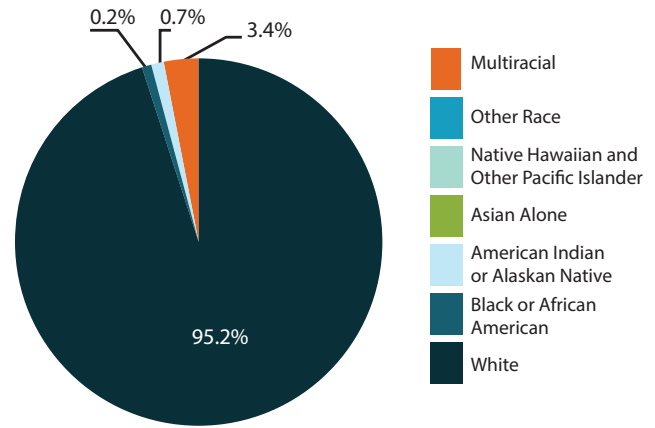
BUCKNER

DEMOGRAPHICS

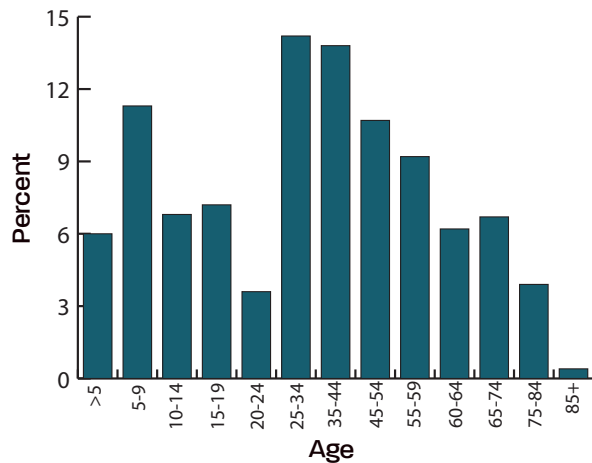
POPULATION: 3,077



RACIAL DIVERSITY

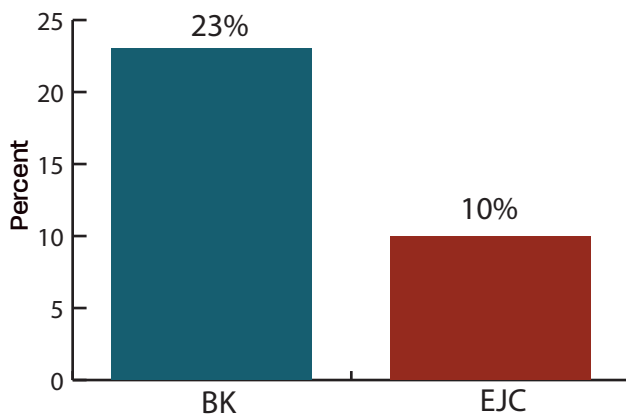


PERCENT OF RESIDENTS BY AGE

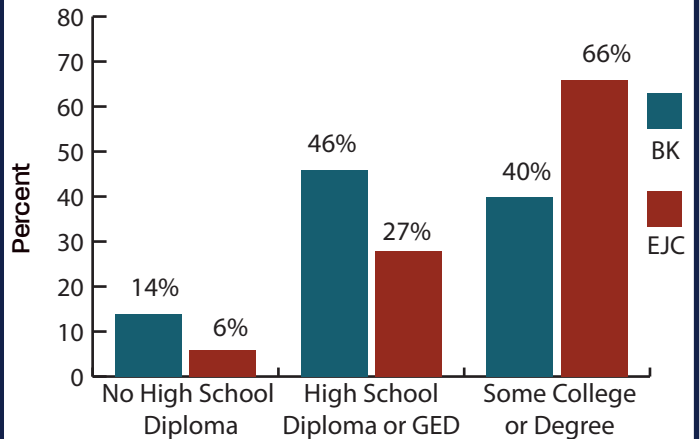


According to the 2011-2015 population estimates, the city of Buckner had 3,077 residents. Of these, **51%** were female and **49%** were male. **95%** identified as White and **4%** identified as Hispanic. In addition, **40%** attended college and **23%** had an income that was below the poverty level.

PERCENT OF RESIDENTS IN POVERTY



HIGHEST ADULT EDUCATIONAL ATTAINMENT



COMMUNITY IDENTIFIED CONCERNS

TOP HEALTH CONCERNS:

1.



45% of Buckner residents identified **Alcohol and Drug Use** as a Top 3 Health Concern.

2.



42% of Buckner residents identified **Overweight/Obesity** as a Top 3 Health Concern.

3.



36% of Buckner residents identified **Availability of Healthcare** as a Top 3 Health Concern.

TOP FACTORS FOR A HEALTHY COMMUNITY:

1.



45% of Buckner residents identified **Safe Neighborhoods** as a Top 3 Healthy Community factor.

2.



36% of Buckner residents identified **Good Jobs and a Healthy Economy** as a Top 3 Healthy Community factor.

3.



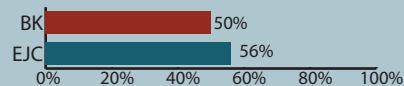
35% of Buckner residents identified **Good Schools** as a Top 3 Healthy Community factor.

POLICY PERSPECTIVES:



FLUORIDE:

50% of Buckner residents say that safe amounts of fluoride should be added to the drinking water.



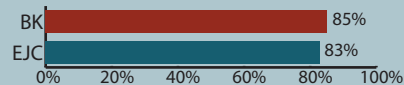
POLICY IN PLACE?

☐ YES ☒ NO



TOBACCO 21:

85% of Buckner residents say the minimum age of purchase and sale of tobacco products should be 21.

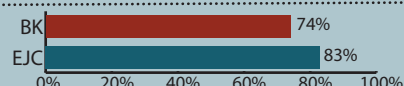


☐ YES ☒ NO



CLEAN INDOOR AIR:

74% of Buckner residents say tobacco products should not be allowed to be used inside all public places.

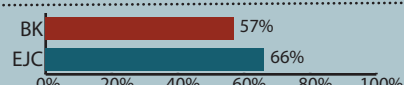


☐ YES ☒ NO



ELECTRONIC CIGARETTES:

57% of Buckner residents say electronic cigarette use should not be allowed inside all public places.

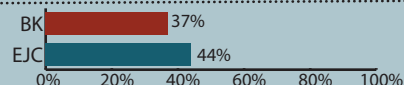


☐ YES ☒ NO



TOBACCO AND ALCOHOL RETAILERS:

37% of Buckner residents say the city should limit the number of tobacco and alcohol retailers.



☐ YES ☒ NO



FOOD INSPECTION SCORES:

81% of Buckner residents say restaurants should be ranked or graded based on their food inspection score.



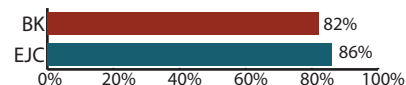
☐ YES ☒ NO

BUCKNER

ACCESS & SATISFACTION

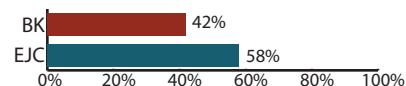
QUALITY OF LIFE:

82% of Buckner residents are satisfied with their quality of life in Buckner.



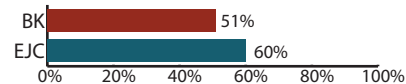
HEALTH AND SOCIAL SERVICES:

42% of Buckner residents are satisfied with the number of health and social services in Buckner.



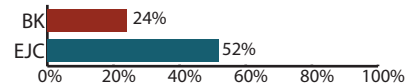
SENIOR SERVICES:

51% of Buckner residents say Buckner is a good place to age.



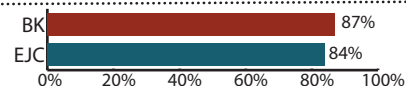
JOB AVAILABILITY:

24% of Buckner residents say there are jobs available in Buckner.



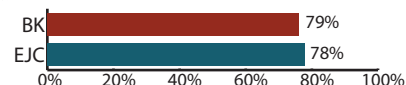
SAFE NEIGHBORHOODS:

87% of Buckner residents say Buckner is a safe place to live and raise children.



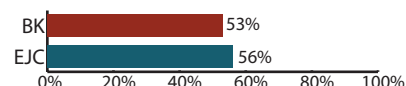
HOUSING OPPORTUNITIES:

76% of Buckner residents say there are enough housing choices in Buckner.



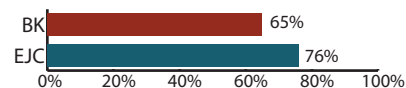
CITY SUPPORT:

53% of Buckner residents say there is help or assistance in Buckner in times of stress.



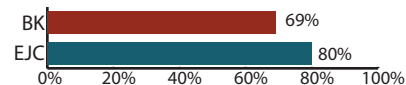
PRIDE AND RESPONSIBILITY:

65% of Buckner residents say people in Buckner have a sense of pride and shared responsibility.



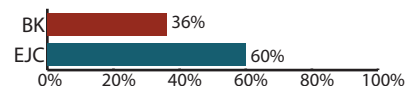
ACCESS TO HEALTHY FOODS:

69% of Buckner residents are satisfied with places to buy fresh fruits and vegetables in Buckner.



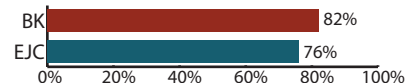
NEIGHBORHOOD SIDEWALKS:

36% of Buckner residents are satisfied with the sidewalks in Buckner.



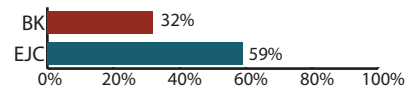
SAFE NEIGHBORHOOD TO WALK:

82% of Buckner residents feel safe walking in their neighborhood.



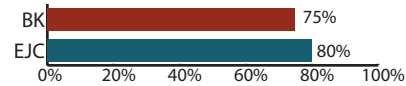
BIKE LANES, TRAILS, AND PATHS:

32% of Buckner residents are satisfied with the bike trails, lanes, and paths in Buckner.



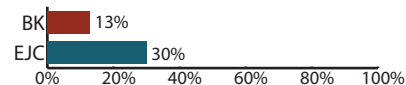
PARKS, TRAILS, AND PLAYGROUNDS:

75% of Buckner residents are satisfied with the parks, trails, and playgrounds in Buckner.



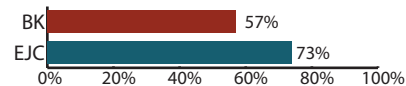
PUBLIC TRANSPORTATION:

13% of Buckner residents are satisfied with the public transportation in Buckner.



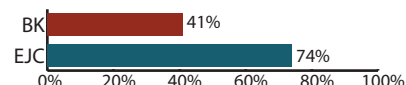
SECONDHAND SMOKE:

57% of Buckner residents are satisfied with the level of protection from second-hand smoke in Buckner.



DENTAL CARE:

41% of Buckner residents are satisfied with the access to dental care in Buckner.



HEALTH CARE:

55% of Buckner residents are satisfied with the access to health care in Buckner.

